

**Panasonic**  
ideas for life

**NEW**



FV-17CUT 3

FV-24CUT 3

FV-24CDT 3

FV-24CHT 3

**VENTILATING FANS**  
**CEILING MOUNT TYPE**




**Super Quiet Series**

Super low noise • Quietest • Energy saving !!

# Features of New CMVF (FV-17C)

## 1 Super Quiet Operation

"Distinctive structure of Panasonic Original "Double Chamber" minimizes the transmission of noise from Fan and Motor to exterior. This technology further reduces the operation noise to incredibly low level below 30dB(A) by "Resonance-Noise-Absorption" operation, which creates a tranquility and silent environment for your life."



## 2 New taper blade design

Taper blade design effectively control the air turbulence surrounding the blade, achieved the strong and smooth ventilating performance by whole of the blade. Also reduced the noise level.

Remark : The actual color is black.  
White color is for better understanding.

## 3 New Ball Bearing Type Motor

The new & high performance motor adopts the long life ball bearings that can prolong the product durability .

## 4 High efficiency

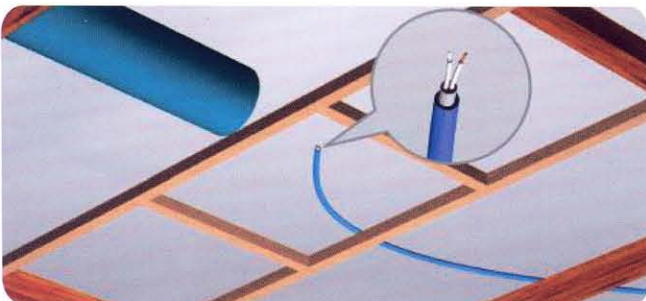
The advanced casing design, along with the new motor, improves the fan performance effectively. Energy saving is attained by reducing power consumption down to 35%.

Compare between FV-24CU7 and previous model FV-24CU6

## 5 Easy installation

Wiring of power cord to product is pre-installed in factory. Just connect the cord to power supply for operation.

## INSTALLATION METHODS



Install exhaust duct, power cord and wood frame into ceiling.  
(The length of power cord is at least 400 mm.)



Pull power cord out of ceiling and insert into housing.



Insert housing into wood frame and tightly screw bolts.



After housing is well installed, assemble louver with housing.

# CUT3 / FV-24CUT3 / FV-24CDT3 / FV-24CHT3



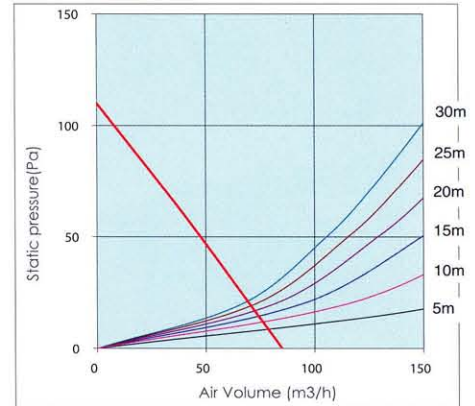
**NEW**

**FV-17CUT3 / FV-24CUT3  
FV-24CDT3 / FV-24CHT3**

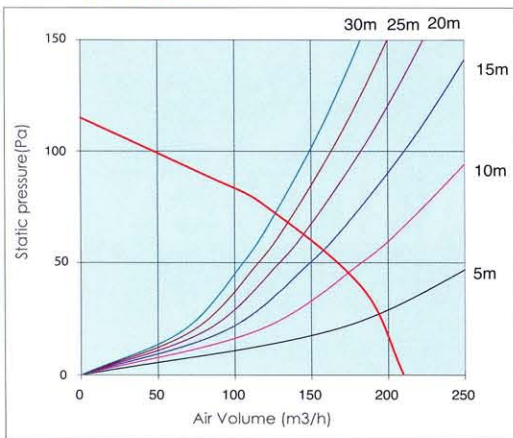
## PERFORMANCE DATA (220V 50Hz)

L : The length of duct(m)  
(The diameter of duct : Ø100mm)

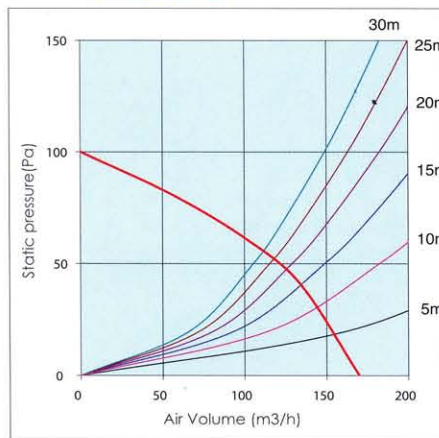
**FV-17CUT3**



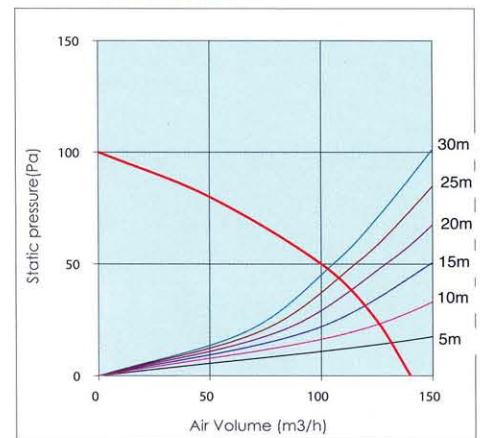
**FV-24CHT3**



**FV-24CDT3**

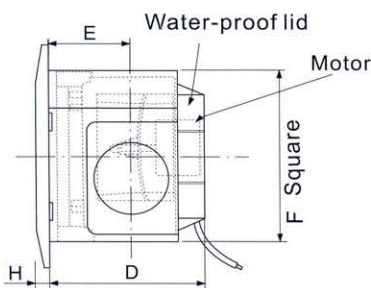
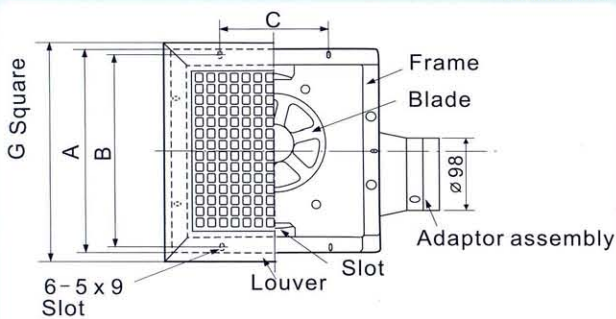


**FV-24CUT3**



## DIMENSIONS

Unit:mm



Unit: mm

Model No.	Blade (O)	A	B	C	D	E	F	G	H
FV-17CUT3	105	214	194	84	184	108	170	230	13
FV-24CUT3	148.5	278	255	140	200	110	230	290	16
FV-24CHT3	148.5	278	255	140	200	110	230	290	16
FV-24CDT3	148.5	278	255	140	200	110	230	290	16

## INSTALLATION SPACE


Model No.	Installation space	Applicable pipe
FV-17CUT3	177mm x 177mm	Ø 100mm
FV-24CUT3	240mm x 240mm	Ø 100mm
FV-24CDT3	240mm x 240mm	Ø 100mm
FV-24CHT3	240mm x 240mm	Ø 100mm

## SPECIFICATIONS

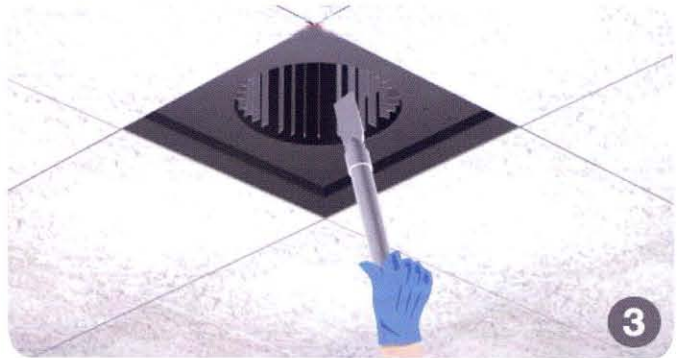
Model No.	Hz	Watt	Air Volume CMH	dB(A)	Net Weight	RPM
FV-17CUT3	50	11	85	26	1.9kg	790
FV-24CUT3	50	14	140	26	2.9kg	705
FV-24CDT3	50	17	170	31	3kg	820
FV-24CHT3	50	25	210	35	3kg	960

Note: The value in Specification tables are representative characteristic value at 220V, 50/60Hz

## MAINTENANCE METHODS




Take louver off



Clean inside fan's housing



Wash and clean louver



Take damp cloth to dip dishwashing liquid and wipe inside housing. Then, wipe by using dry cloth and put louver on the housing.

## BUSINESS DIVISION

### China - Beijing

Panasonic Ecology Systems Guangdong Co., Ltd. Beijing Branch  
No. 5, TianZhu Road, Beijing TianZhu Airport Industrial Zone,  
ShunYi District, Beijing.  
Tel: (86) 10-8048-9757

### China - Shunde

Panasonic Ecology Systems Guangdong Co., Ltd.  
2 South Chaogui Road, Shunde High-tech Industrial  
Zone, Foshan, Guangdong, China.  
Tel: (86) 757-2837-3113

### Thailand

Panasonic Ecology Systems (Thailand) Co., Ltd.  
101 Moo 2 Teparak Rd. T. Bangsaothong A,  
Bangsaothong, Samutprakarn 10540, Thailand.  
Tel: (66) 2723-3000

### Japan Headquarter

Panasonic Ecology Systems Co., Ltd.  
4017, Takaki-cho, Kasugai, Aichi, Japan.  
Tel: (81) 568-81-1511

### Hong Kong

Panasonic Ecology Systems Hong Kong Co., Ltd.  
Unit A-C, 23/F, CDW Building, 388 Castle Peak  
Road, Tsuen Wan, Hong Kong.  
Tel: (852) 2466-1708

# ISO 14001



Certificate No. TH08/1767

# ISO 9001



Certificate No. TH08/1291

# Panasonic

### Panasonic Ecology Systems (Thailand) Co., Ltd.

101 Moo 2 Teparak Road, T. Bangsaothong, A. Bangsaothong, Samutprakarn 10540, Thailand

<http://pesth.panasonic.co.th>

<http://www.panasonic.co.th/pesth>

Tel. (66)2-723-3000 Fax: (66)2-708-0853

Printed in Thailand 2009.05 CATALOG NO.: P-CMVF09T1

Specifications are subject to change without for further improvement.